

# Ecology of Dead Wood in the Northeast

by Alexander M. Evans and Matthew J. Kelty





This report was prepared with support from the Northern Forest Investment Zone of the U. S. Endowment for Forestry & Communities, the Massachusetts Department of Energy Resources as part of the Manomet Center for Conservation Science's Biomass Sustainability and Carbon Policy Study, the Betterment Fund, and the Merck Family Fund.

The authors gratefully acknowledge the helpful reviews of this report by Dr. Jeff Benjamin, University of Maine and Dr. Ann Camp, Yale School of Forestry and Environmental Studies.

*The Forest Guild practices and promotes ecologically, economically, and socially responsible forestry—"excellent forestry"—as a means of sustaining the integrity of forest ecosystems and the human communities dependent upon them.*

## Table of Contents

1. Introduction.....	2
2. Ecology of Dead Wood in the Northeast.....	2
2a. Dead Wood and Stand Development.....	2
2b. Wildlife and Biodiversity.....	5
2c. Soil Productivity.....	6
2d. Quantities of Dead Wood.....	8
3. Research by Forest Type.....	9
3a. Spruce-Fir Forests.....	10
3b. Northern Hardwood Forests.....	12
3c. Transition Hardwood Forests.....	13
3d. White Pine and Red Pine Forests.....	14
4. References.....	15



## ***1. Introduction***

Although dead wood and decaying trees have historically had little commercial value, they do have substantial ecological value. This paper reviews the scientific literature to provide the background necessary to craft recommendations about the amount and type of dead wood that should be retained in the forest types of the northeastern U.S. Establishing the ecological requirements for dead wood and other previously low-value material is important because of the increased interest in this material for energy and fuel. More intensive extraction of biomass from the forest may impinge on the forest's ability to support wildlife, provide clean water, sequester carbon, and regenerate a diverse suite of plants.

This background paper covers the topics of dead wood, soil compaction, nutrient conservation, and wildlife habitat in temperate forests generally as well as in specific forest types of the Northeast. Complex issues related to carbon storage in forests and the climate impacts of using forest material for energy and fuel are very important and deserve an in-depth investigation beyond the scope of this paper. Similarly, this paper will not discuss the state of biomass harvesting in the U.S. (Evans 2008, Evans and Finkral 2009) or existing biomass harvesting guidelines (Evans and Perschel 2009) which have been addressed in other recent publications.

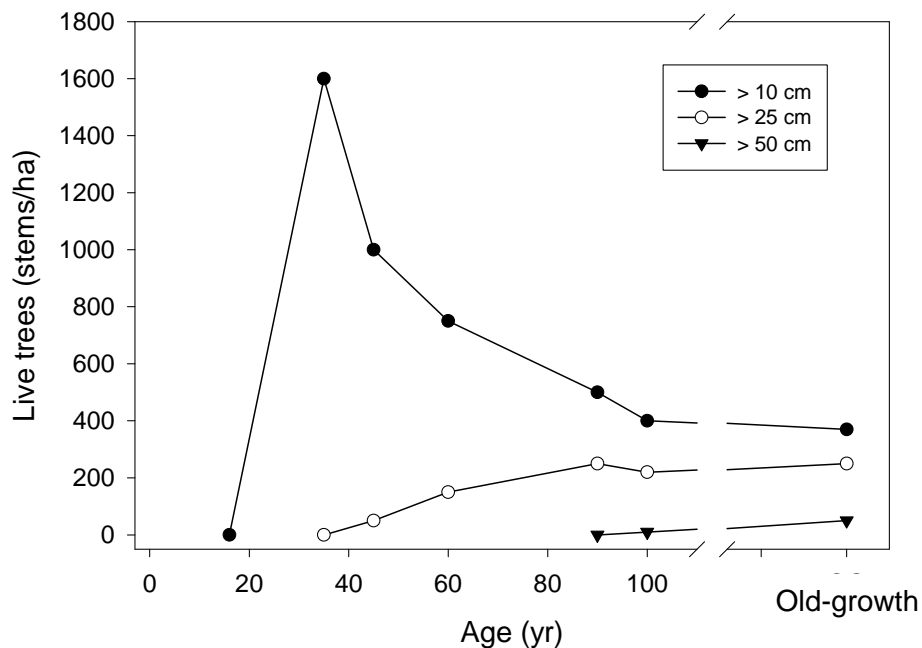
The goal of this background paper is to provide a concise summary that can inform discussions about biomass harvesting standards in the Northeast. However, it is important to note that this document makes no suggestions about how a biomass harvest should be conducted or what should be left in the forest after a harvest. Rather we have attempted to lay out the basic science on which recommendations can be built.

## ***2. Ecology of Dead Wood in the Northeast***

### **2a. Dead Wood and Stand Development**

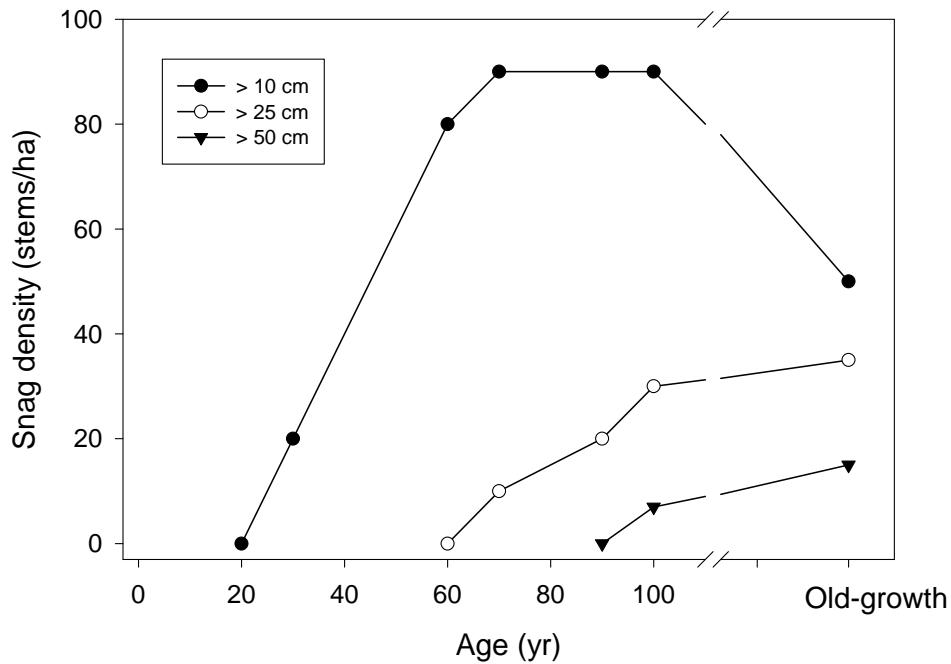
Dead wood is important not only in terms of total volume or mass in a stand, but also in terms of piece size — usually measured as diameter at breast height (DBH) for snags (and for live trees) or diameter of the large end for down woody material (DWM). Large-diameter snags or down logs are important habitat for numerous animal species, persist for long periods, store nutrients, and provide substrate for seed germination.

The process of dead wood accumulation in a forest stand consists of the shift from live tree to snag to DWM unless a disturbance has felled live trees, shifting them directly to DWM. The graphs below (Figures 1, 2, and 3) show the general pattern of the production of dead wood in total amount and size. The data in these graphs are taken from research in northern hardwood forests (Gore and Patterson 1986, Goodburn and Lorimer 1998, Hale et al. 1999, McGee et al. 1999, Nyland et al. 2000). The 4 in (10 cm) diameter size is within the range of the minimum size used in most coarse woody material (CWM) inventories. Fine woody material (FWM) refers to smaller-sized dead material. The graphs depict the patterns for a stand that had been harvested as a conventional clearcut, leaving a large amount of small woody material (nearly all <10 in (25 cm) diameter), but no trees >4 in (>10 cm) DBH and no snags. The pattern is shown from just after the clearcut (age 0) – age 100 years, and in the old-growth condition.



**Figure 1 General Pattern of Tree Density Over Time**

The young stand produces large numbers of trees (~600 stems/ac or ~1500 stems/ha) at age 30, and the intense competition among these trees causes mortality of smaller stems, which creates an increasing number of small snags (Figure 2). Trees begin to grow into 10 in (25 cm) DBH size by age 40, and trees of this size begin to dominate the stand by age 80. Snags of the 10 in (25 cm) DBH size begin to appear at age 60 as mortality of larger trees occur. Large live trees (>20 in or >50 cm) begin to appear at age 90 – 100, with snags of that size as well.



**Figure 2 General Pattern of Snag Density Over Time**

The large amount of DWM present just after the clearcut (which consists mostly of pieces <10 in (<25 cm) diameter) decomposes rapidly in the first 25 years and continues to decline in mass to age 40. From age 40 – 100 years, DWM increases as small snags fall, and then larger snags begin to contribute to DWM that include pieces >10 in (>25 cm) diameter. Very few large (> 20 in or >50 cm) pieces of DWM are produced. Large DWM often results from wind or other disturbances that fell large trees in the old-growth stage. Thus, large DWM tends to accumulate periodically from these disturbance pulses; whereas small DWM accumulates in a more predictable pattern in earlier stages of stand development.

This process produces the U-shaped pattern that is often described with a dearth of DWM in the intermediate ages (Figure 3). This pattern shows the importance of retaining large live trees and large snags at the time of harvest; they will contribute large DWM to the forest floor throughout the development of the stand.

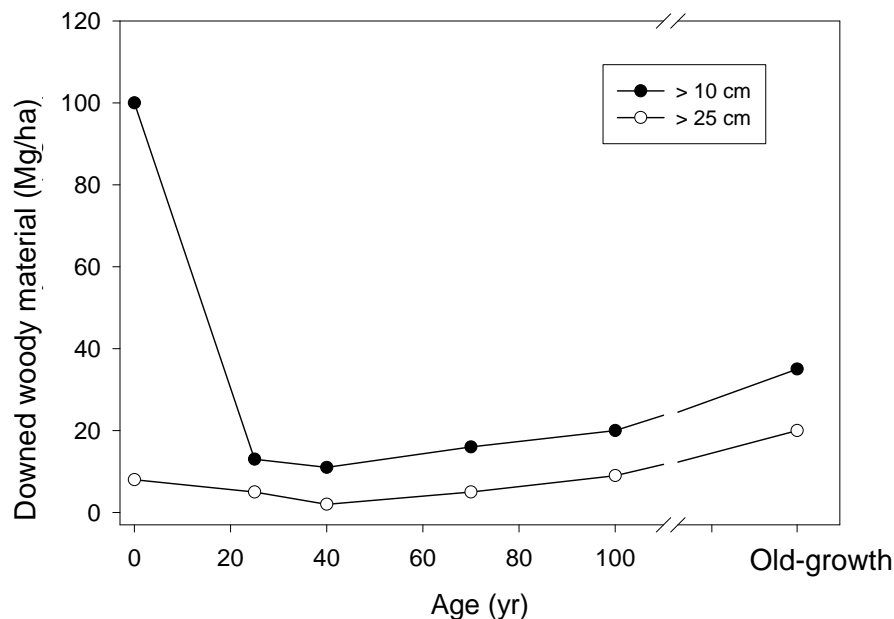


Figure 3 General Pattern of DWM Density Over Time

## 2b. Wildlife and Biodiversity

Dead wood is a central element of wildlife habitat in forests (Freedman et al. 1996). Many forest floor vertebrates have benefited or depended on DWM (Butts and McComb 2000). In the southeastern U.S., more than 55 mammal species, over 20 bird species, and many reptiles and amphibian species were relying on dead wood (Lanham and Guynn 1996, Loeb 1996, Whiles and Grubaugh 1996) with similar numbers for the forests of the Pacific Northwest (Carey and Johnson 1995, McComb 2003). In New England, De Graaf and colleagues (1992) catalogued at least 40 species that rely on DWM.

Some examples of relationships between animals and DWM in the Northeast include a study showing that low densities of highly decayed logs (less than one highly decayed log/ha) had a negative impact on red-back voles (*Clethrionomys gapperi*) in a northern hardwood forest in New Brunswick, Canada (Bowman et al. 2000). DWM retention increased spotted salamander (*Ambystoma maculatum*) populations in a Maine study (Patrick et al. 2006). While DWM is important habitat for red-backed voles in Maine, it did not effect populations at volumes as low as 543 ft<sup>3</sup>/ac (38 m<sup>3</sup>/ha; McCay and Komoroski 2004). The quantity of DWM had no effect on white-footed mice (*Peromyscus leucopus*) abundance in an Appalachian study, but at the micro-site scale, mice were more often located near DWM (Marcus et al. 2002). Similarly, shrew (*Tupaia* sp.) showed minimal or no response to drastic decreases in the abundance of large logs in managed loblolly pine (*Pinus taeda*) forests of the southeastern coastal plain (McCay and Komoroski 2004).

In aquatic environments, DWM provided crucial refuge from predation (Angermeier and Karr 1984, Everett and Ruiz 1993). Logs that fell in the water formed a critical component of aquatic habitat by ponding water, aerating streams, and storing sediments (Gurnell et al. 1995, Sass

2009). In fact, removal of large woody material from streams and rivers had an overwhelming and detrimental effect on salmonids (Mellina and Hinch 2009).

DWM is a key element in maintaining habitat for saproxylic insects (Grove 2002). For example, some specialist litter-dwelling fauna that depend on DWM appear to have been extirpated from some managed forests (Kappes et al. 2009). A study from Ontario suggests that overall insect abundance was not correlated with the volume of DWM, though abundance of the fungivorous insect guild was positively related to the volume of DWM (Vanderwel et al. 2006b). Extensive removal of DWM could reduce species richness of ground-active beetles at a local scale (Gunnarsson et al. 2004). More generally, a minimum of 286 ft<sup>3</sup>/ac (20 m<sup>3</sup>/ha) of DWM has been suggested to protect litter-dwelling fauna in Europe (Kappes et al. 2009).

Dead logs served as a seedbed for tree and plant species (McGee 2001, Weaver et al. 2009). Slash could be beneficial to seedling regeneration after harvest (Grisez, McInnis, and Roberts 1994). Fungi, mosses, and liverworts depended on dead wood for nutrients and moisture, and in turn, many trees were reliant on mutualistic relationships with ectomycorrhizal fungi (Hagan and Grove 1999, Åström et al. 2005). In general, small trees and branches hosted more species of fungus per volume unit than larger trees and logs; however larger dead logs may be necessary to ensure the survival of specialized fungus species such as heart-rot agents (Kruys and Jonsson 1999, Bate et al. 2004).

## 2c. Soil Productivity

DWM plays an important physical role in forests and riparian systems. DWM added to the erosion protection by reducing overland flow (McIver and Starr 2001, Jia-bing et al. 2005). DWM also had substantial water-holding capacity (Fraver et al. 2002). DWM in riparian systems provided sites for vegetation colonization, forest island growth and coalescence, and forest floodplain development (Fetherston et al. 1995).

In many ecosystems, CWM decomposed much more slowly than foliage and FWM, making it a long-term source of nutrients (Harmon et al. 1986, Johnson and Curtis 2001, Greenberg 2002, Mahendrappa et al. 2006). DWM decomposed through physical breakdown and biological decomposition (Harmon et al. 1986). The diameter of each piece of DWM, temperature of the site, amount of precipitation, and tree species all influenced the rate of DWM decomposition (Zell et al. 2009). In general, conifers decayed more slowly than deciduous species (Zell et al. 2009). Other factors that encouraged decomposition included warmer temperatures, rainfall between 43 and 51 in/year (1100 and 1300 mm/year), and small-sized pieces (Zell et al. 2009). While there is great variation across ecosystems and individual pieces of DWM, log fragmentation generally appears to occur over 25 – 85 years in the U.S. (Harmon et al. 1986, Ganjegunte et al. 2004, Campbell and Laroque 2007).





In some ecosystems, DWM represents a large pool of nutrients and is an important contributor to soil organic material (Graham and Cromack Jr. 1982, Harvey et al. 1987). However, review of DWM in Northern coniferous forests suggested that DWM may play a small role in nutrient cycling in those forests (Laiho and Prescott 2004). The same review showed that DWM contributes less than 10 percent of the nutrients (Nitrogen (N), Phosphorus (P), Potassium (K), Calcium (Ca), and Magnesium (Mg)) returned in aboveground litter annually, and approximately five percent of the N and P released from decomposing litter or soil annually (Laiho and Prescott 2004). Although DWM is often low in N itself, N fixation in DWM was an important source of this limiting nutrient in both terrestrial and aquatic ecosystems (Harmon et al. 1986). There was a wide range of non-symbiotic N fixation, but temperate forests received average input of about 1.8 – 2.7 lb/ac/yr (2 – 3 kg/ha/yr) of N (Roskoski 1980, Yowhan Son 2001).

A review of scientific data suggests that when both sensitive sites (including low-nutrient) and clearcutting with whole-tree removal are avoided, then nutrient capital can be protected (see also Hacker 2005). However, there is no scientific consensus on this point because of the range of treatments and experimental sites (Grigal 2000). It is important to emphasize that the impact on soil nutrients is site dependent. Low-nutrient sites are much more likely to be damaged by intensive biomass removal than sites with great nutrient capital or more rapid nutrient inputs. A report on impacts of biomass harvesting from Massachusetts suggested that with partial removals (i.e., a combination of crown thinning and low thinning that removes all small trees for biomass and generates from 9 – 25 dry t/ac or 20 – 56 Mg/ha) stocks of Ca, the nutrient of greatest concern, could be replenished in 71 years (Kelty et al. 2008). The Massachusetts study was based on previous research with similar results from Connecticut (Tritton et al. 1987, Hornbeck et al. 1990). Leaching, particularly of Ca due to acidic precipitation, can reduce the nutrients available to forests even without harvests (Pierce et al. 1993). However, the Ca-P mineral apatite may provide more sustainable supplies of Ca to forests growing in young soils formed in granitoid parent materials (Yanai et al. 2005).

15 years of data from Hubbard Brook Ecosystem Study indicate that a whole-tree clear cut did not result in the depletion of exchangeable Ca pools (Campbell et al. 2007). The Environmental Impact Statement from the White Mountain National Forest (2005 p. 3 – 19) demonstrated the variation in Ca removed by treatment and forest type, though even whole-tree clear cut was estimated to remove only four percent of the total Ca pool. A study of an aspen/mixed-hardwood forest showed that even with a clearcut system, Ca stocks would be replenished in 54 years (Boyle et al. 1973). Minnesota's biomass guidelines present data that showed soil nutrient capital



was replenished in less than 50 years even under a whole-tree harvesting scenario (Grigal 2004, MFRC 2007). Whole-tree clearcutting (or whole-tree thinning, e.g., Nord-Larsen 2002) did not greatly reduce amounts of soil carbon or N in some studies (Hornbeck et al. 1986, Hendrickson 1988, Huntington and Ryan 1990, Lynch and Corbett 1991, Olsson et al. 1996, Johnson and Todd 1998). Lack of significant reduction in carbon and N may be due to soil mixing by harvesting equipment (Huntington and Ryan 1990). However, intensive cutting, such as

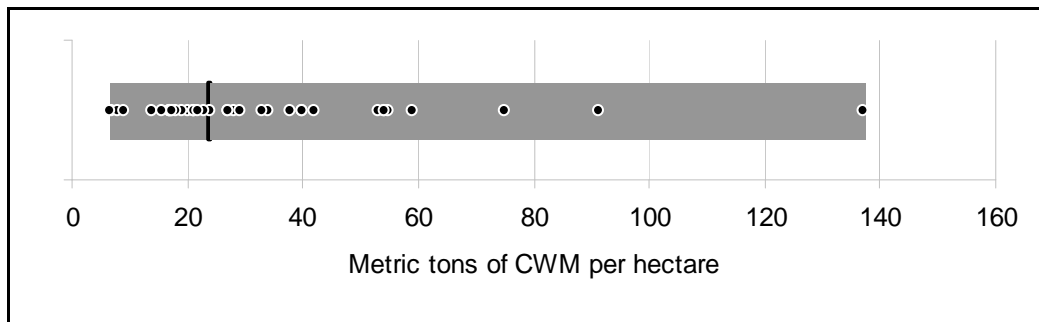
clearcutting with whole-tree removal, can result in significant nutrient losses (Hendrickson 1988, Federer et al. 1989, Hornbeck et al. 1990, Martin et al. 2000, Watmough and Dillon 2003)—in one case, 13 percent of Ca site capital (Tritton et al. 1987).

Low-impact logging techniques that reduce soil disturbance can help protect nutrient capital (Hallett and Hornbeck 2000). Harvesting during the winter after leaf fall can reduce nutrient loss from 10 – 20 percent (Boyle et al. 1973, Hallett and Hornbeck 2000). Alternatively, if logging occurs during spring or summer, leaving tree tops on site would aid in nutrient conservation. Nordic countries have demonstrated that leaving cut trees on the ground in the harvest area until their needles have dropped (one growing season) can also reduce nutrient loss (Nord-Larsen 2002, Richardson et al. 2002).

## 2d. Quantities of Dead Wood

Site productivity and the rate of decomposition helped determine the amount of dead wood in a given stand (Campbell and Laroque 2007, Brin et al. 2008). As mentioned above, DWM decomposition varies greatly but generally occurs over 25 – 85 years in the U.S. (Harmon et al. 1986, Ganjegunte et al. 2004, Campbell and Laroque 2007). All mortality agents including wind, ice, fire, drought, disease, insects, competition, and senescence create dead wood (Jia-bing et al. 2005). Of course, these mortality agents often act synergistically.

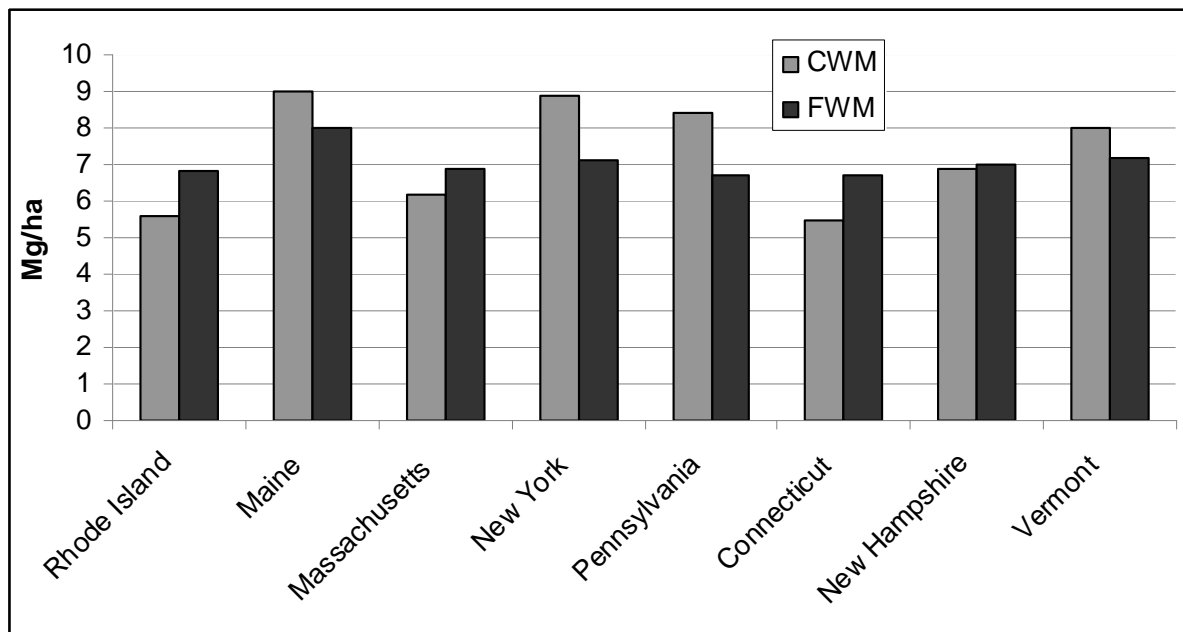
A review of 21 reports of quantitative measures of DWM in Eastern forest types shows great variability across forest types and stand development stages (Roskoski 1980, Gore and Patterson 1986, Mattson et al. 1987, McCarthy and Bailey 1994, Duvall and Grigal 1999, Idol et al. 2001, Currie and Nadelhoffer 2002). The reports ranged from 3 – 61 t/ac (7 to 137 Mg/ha) with a median of 11 t/ac (24 Mg/ha) and a mean of 15 t/ac (33 Mg/ha; see Figure 4). Measurements of old forests (>80 years old), had a median of 11 t/ac (24 Mg/ha) and a mean of 13 t/ac (29 Mg/ha) in DWM.



**Figure 4 Distribution of DWM Measured in Eastern Forests**

The gray bar shows the range of DWM measurement, the black line shows the median value, and each dot represents one measurement of DWM.

In contrast, a study of U.S. Forest Service inventory plots found a mean of 3.7 t/ac (8.3 Mg/ha) and a median of 2.9 t/ac (6.5 Mg/ha) of DWM across 229 plots in the Northeast (Chojnacky et al. 2004 see Figure 2). This low level of DWM across the landscape may be due to widespread clearcutting in the 1880-1930 period.



**Figure 5 U.S. Forest Service Inventory Estimates of Deadwood  
Data from Chojnacky et al. 2004**

### 3. Research by Forest Type

The following section uses the best available scientific literature to examine the dead wood dynamics of specific forest types in the Northeast. This region encompasses three ecological provinces including Northeastern mixed forest, Adirondack-New England mixed forest-coniferous forest, and Eastern broadleaf forest (McNab et al. 2007). Major forest types in the region are white/red/jack pine (*Pinus sp.*), spruce-fir (*Picea sp. - Abies sp.*), oak-hickory (*Quercus sp. - Carya sp.*) or transitional hardwood forests, and northern hardwood forests (Eyre 1980).

The average year round temperature in the Northeast is 46°F (8°C). Winter temperatures average 24°F (-4.3°C) while summer temperatures average 67°F (19.6°C; National Climate Data Center 2008). The prevailing wind direction, from west-to-east, creates a continental climate except for coastal areas moderated by the Atlantic Ocean (Barrett 1980). On average, the region receives 41 in (104 cm) of precipitation which is evenly distributed throughout the year (National Climate Data Center 2008). Elevations range from sea level to mountain tops above 5,300 ft (1,600 m), but much of the region is set on upland plateaus between 500 ft and 1500 ft (150 and 460 m; Barrett 1980). Glaciation created young soils which vary considerably across small spatial scales (Barrett 1980).

Much of the southern portion of Northeastern forests was cleared for agriculture in the early 19<sup>th</sup> century, leaving less than one percent of the forest cover in an old-growth condition (Cogbill et al. 2002). Currently much of the region is comprised of second- or third-growth forest that has yet to reach late seral stages (Irland 1999). There are about 80 million ac (32 million ha) of timberlands (areas where commercial timber could be produced) and about 4 million ac (1.6 million ha) of reserved forest where harvests are not permitted (Alvarez 2007). Approximately 1,272 million ft<sup>3</sup> (36 million m<sup>3</sup>) of wood are harvested annually out of 3,157 million ft<sup>3</sup> (89 million m<sup>3</sup>) of net tree growth (Alvarez 2007).

### 3a. Spruce-Fir Forests

Spruce-fir forests dominate the inland areas of Maine as well as the mountain tops northernmost portions of New York, New Hampshire, and Vermont. These forests have cold temperatures and relatively coarse, acidic soils (Barrett 1980). Dead wood is important in spruce-fir ecosystems. For example, in Maine (the state with the greatest area of spruce-fir forests in the Northeast), DWM, snags, and cavity trees are important habitat for 20 percent of bird, 50 percent of mammal, 44 percent of amphibian, and 58 percent of reptile species found there (Flatebo et al. 1999). Animals that rely on DWM in spruce-fir forests include pine marten (*Martes americana atrata*) (Kyle and Strobeck 2003) and may include some saproxylic vertebrates (Majka and Pollock 2006).

In 2001, researchers found the volume of down dead wood in Maine's spruce-fir forest to be 530 ft<sup>3</sup>/ac (37 m<sup>3</sup>/ha) or 3.4 t/ac (7.5 Mg/ha) (Heath and Chojnacky 2001, Table 36). While the average was 3.4 t/ac (7.5 Mg/ha) non-industrial private lands only had 3 t/ac, public lands had 3.3 t/ac, while industrial lands had 3.7 t/ac (Heath and Chojnacky 2001, Table 37). The quadratic-mean, large-end diameter of down wood in Maine's spruce fir-forests measured 6.7 in (17 cm; Heath and Chojnacky 2001). The number of dead trees in nine red spruce-balsam fir forests ranged from 85 – 232/ ac (210 – 574/ ha) or from 11 – 43 percent of the basal area (Tritton and Siccama 1990). The nine paper birch-red spruce-balsam fir stands survey ranged from 33-86 dead trees/ac (81 to – 212/ha) or 11 – 35 percent of basal area (Tritton and Siccama 1990), and overall, 14 percent of the trees in Maine were standing dead (Griffith and Alerich 1996). Dead wood provided an important substrate for spruce and hemlock seedling development (Weaver et al. 2009). While a commercial clearcut reduced the area of dead wood available for seedling growth, 5- and 20-year-selection cutting cycles were not statistically different from the uncut reference stand with 362 – 501 ft<sup>2</sup>/ac (83 – 115 m<sup>2</sup>/ha) of dead wood (Weaver et al. 2009).



As described above, spruce-fir forests tend to have two peaks in DWM over time: one early in stand development and a second peak after the stem exclusion phase (Figure 3). For example, one study showed a change from 63 t/ac (28 Mg/ha) in a stand <20 years, 22 t/ac (10 Mg/ha) in the 41 – 60-year age class, to 117 t/ac (52 Mg/ha) in the 61 – 80-year age class, and returning to less than 56 (25 Mg/ha) in the 101 – 120-year age class (Taylor et al. 2007). Fraver and

colleagues (2002) showed that pre-harvest an Acadian forest had 10 t/ac (23 Mg/ha) of DWM. The harvest in this study increased the mass of DWM, but more of the pieces were small diameter (Fraver et al. 2002). While the harvest method (whole tree, tree length, or cut to length) and harvest system affect the amount of DWM left after harvest, many studies do not specify how material was removed.



Snag densities in balsam fir forests of Newfoundland followed a similar pattern over time. Stands contained nearly 16 snags/ac (40/ha) the first year post harvest; then the density declined below the 4 snags/ac (10/ha) required by the regional forest management guidelines at 20 years post harvest; and finally the number of snags returned to initial levels in the 80 – 100 years post-harvest stands (Smith et al. 2009). Smith and colleagues (2009) recommended retention and recruitment of white birch snags to ensure sufficient snag and DWM density. The Canadian province of Newfoundland and Labrador requires retention of 4 snags/acre while Maine recommends retention of 3 snags greater than 14 inches DBH and one greater than 24 inches DBH (Flatebo et al. 1999, Smith et al. 2009). Other guidelines recommend between 5 and 6 snags/acre greater than 8 inches and an additional 4 – 6 potential cavity trees (Woodley 2005).

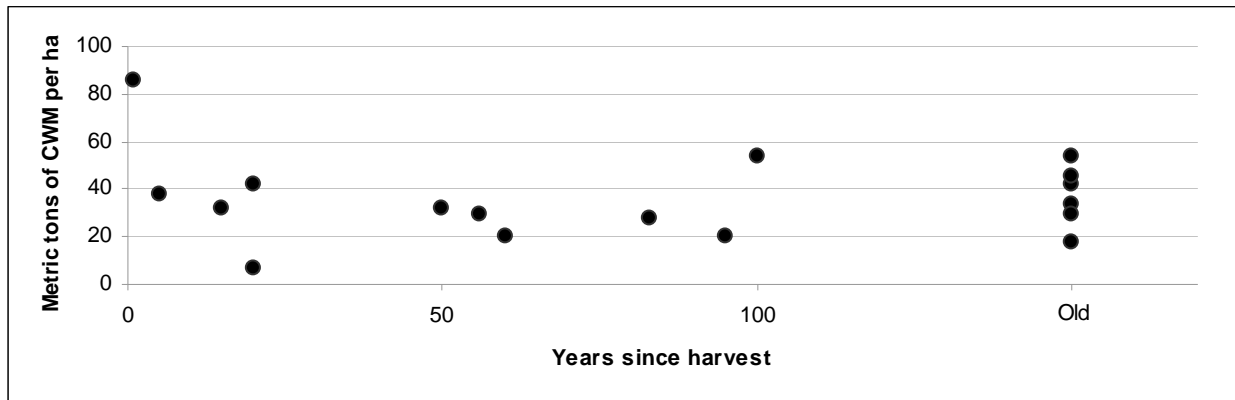
A study of two old-growth balsam and black spruce sites demonstrated a wide range of average DWM piece sizes even in unmanaged lands. In the two study sites, the average diameter of the DWM structures were 54.8 cm and 16.1 cm; average height of snags was 4.73 m and 2.52 m; and length of logs were 5.91 m and 4.81 m (Campbell and Laroque 2007). The differences between the two sites are due, in part, to differences in rates of decomposition, i.e., higher rates of decomposition reduce the average size of DWM pieces.

One study of pre-commercial thinning in spruce-fir forests showed that the mass of DWM was reduced from 29 – 15 t/ac (64 – 34 Mg/ha; Briggs et al. 2000). In one study of a spruce-fir whole tree clearcut in Maine, 35 percent of organic matter was in trees and 12 percent was in woody litter and forest floor (Smith Jr et al. 1986). In that study, 23 t/ac (52 Mg/ha) of DWM were left after the harvest, but the whole-tree removal took about 91 percent of N, P, K, and Ca from the site, which was between 2 and 4 times the nutrient removal from a bole-only harvest (Smith Jr et al. 1986). Depletion of Ca is of some concern in Maine, though not as great a concern as in the Central and Southeastern U.S. (Huntington 2005). Spruce-fir forests generally incorporate Ca into merchantable wood at 1.6 kg Ca/ac/yr (1.6 kg ha<sup>-1</sup>yr<sup>-1</sup>; Huntington 2005). Some sites such as Weymouth Point, Maine, have documented Ca-depletion problems (Smith Jr et al. 1986, Hornbeck et al. 1990, Briggs et al. 2000). The rate of weathering replenishment of Ca in Maine is uncertain, and the Ca-rich mineral apatite may be an important source of Ca (Huntington 2005, Yanai et al. 2005). Climate change and the associated warming and species composition shift may exacerbate Ca depletion in spruce-fir forests (Huntington 2005).

### 3b. Northern Hardwood Forests

Northern hardwood forests are dominated by maple (*Acer sp.*), beech (*Fagus grandifolia*), and birch (*Betula sp.*) and cover lower elevations and southern portions of Maine, New York, New Hampshire, Vermont, and the northern portion of Pennsylvania. Northern hardwood forests also include conifers, e.g., hemlock (*Tsuga canadensis*) and white pine (*Pinus strobus*), in the mixture (Westveld 1956).

In general, the amount of DWM in northern hardwood forests follows the ‘U’ pattern mentioned above. Young stands have large quantities of DWM; mature stand have less; and older or uncut stands have more. For example, a study in New Hampshire measured 38 t/ac (86 Mg/ha) of DWM in a young stand, 14 t/ac (32 Mg/ha) in mature stands, 20 t/ac (54 Mg/ha) in old stand, and 19 t/ac (42 Mg/ha) in an uncut stand (Gore and Patterson 1986). Gore and Patterson (1986) also note that stands under a selection system had lower quantities of DWM, i.e., 16 t/ac (35 Mg/ha). A review of other studies identified similar temporal patterns and quantities of DWM (see Figure 6 from data described in Roskoski 1977, Tritton 1980, Gore and Patterson 1986, McCarthy and Bailey 1994, McGee et al. 1999, Bradford et al. 2009).



**Figure 6 Quantities of DWM in Northern hardwood forests**  
 Data described in Gore and Patterson 1986, McCarthy and Bailey 1994,  
 McGee et al. 1999, Bradford et al. 2009, and Roskoski 1977

Estimates of the volume of down dead wood in Maine’s northern hardwood forests are 598 ft<sup>3</sup>/ac (42 m<sup>3</sup>/ha) or 9 t/ac (20.5 Mg/ha) Heath and Chojnacky 2001). Keeton (2006) estimates a volume of 600 ft<sup>3</sup>/ac (42 m<sup>3</sup>/ha) of DWM in a multi-aged northern hardwood forest.

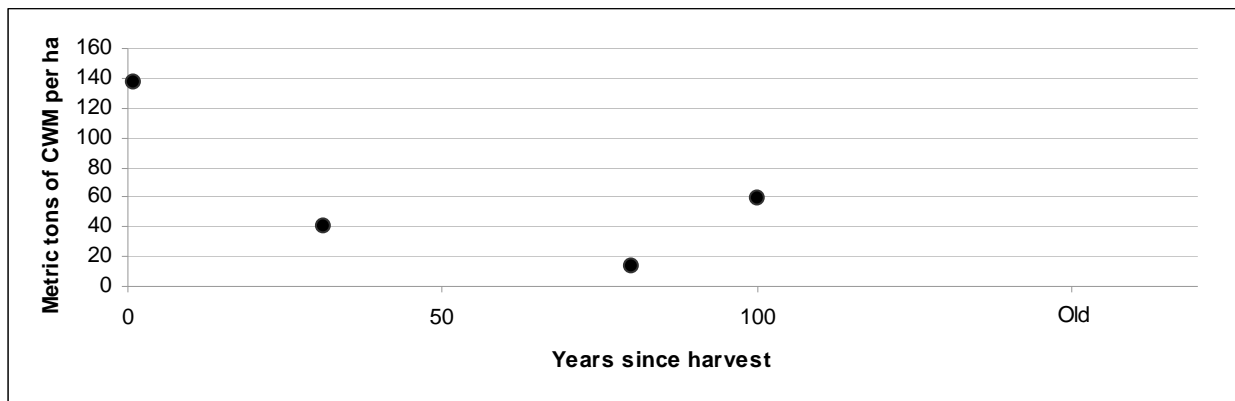
The number of dead trees in five hemlock-yellow birch forests range from 16 – 45/ac (40 – 112/ha) or from 3 – 14 percent of the basal area (Tritton and Siccama 1990). The 14 sugar maple-beech-yellow birch stands survey ranged from 14 – 99 dead trees/ac (35 – 245/ha) or 5 – 34 percent of basal area (Tritton and Siccama 1990). Other estimates of snag densities in northern hardwood forests include 5/ac (11/ha) (Kenefic and Nyland 2007), 15/ac (38/ha) (Goodburn and Lorimer 1998), and 17/ac (43/ha) (McGee et al. 1999). Tubbs and colleagues (1987) recommend leaving a between of one and ten live decaying trees/acre of least 18 inches DBH.

The number of cavity trees is another important habitat element in northern hardwood forests that is reduced by harvest. For example, studies in northern hardwood forests have shown a reduction from 25 cavity trees/ac (62/ha) before harvest and to 11 (27/ha) afterward (Kenefic and Nyland 2007). Another study measured 7 cavity trees/ac (18/ha) in old-growth, 4/ac (11/ha) in even-aged stand, and 5/ac (13/ha) in a stand selection system (Goodburn and Lorimer 1998).

### 3c. Transition Hardwood Forests

Oak-hickory forests occupy the southernmost portions of the region. The oak-hickory forests are also considered a transitional forest type between the northern hardwood forests type and the Appalachian hardwoods that dominate further south (Westveld 1956).

As with the other forest types discussed, DWM density tends to follow a ‘U’ shape in oak-hickory forests. For example, Idol and colleagues (2001) found 61 t/ac (137 Mg/ha) in a one-year post-harvest stand, 18 t/ac (40 Mg/ha) in a 31-year-old stand, and 26 t/ac (59 Mg/ha) in a 100-year-old stand. Tritton and colleagues (1987) measured 5.8 t/ac (13 Mg/ha) in an 80-year-old stand in Connecticut.



**Figure 7 DWM in Oak-Hickory Forests**  
 Data described in (Tritton et al. 1987, Idol et al. 2001)

Estimates of the volume of down dead wood in Maine’s oak-hickory forests are 244 ft<sup>3</sup>/ac (17 m<sup>3</sup>/ha) or 0.7 (1.5 Mg/ha; Heath and Chojnacky 2001). Wilson and McComb (2005) estimated the volume of downed logs in a western Massachusetts forest at 143 ft<sup>3</sup>/ac (10 m<sup>3</sup>/ha).

Out of seven oak stands in Connecticut, the number of dead trees ranged from 19 – 44/ac (46 – 109/ha) or 5 – 15 percent of basal area (Tritton and Siccama 1990). The decadal fall rates of snags in a Massachusetts study varied from 52 – 82 percent (Wilson and McComb 2005). Snags, particularly large-diameter snags, provide important nesting and foraging sites for birds (Brawn et al. 1982). In general, wildlife habitat requirements for dead wood are poorly documented, but it is clear that some wildlife species rely on dead wood in oak-hickory forests (Kluyver 1961, DeGraaf et al. 1992).

A study in Appalachian oak-hickory forests showed that the decomposing residues left after a sawlog harvest increased concentration of Ca, K, and Mg in foliage and soils after 15 years in comparison to a whole-tree harvest (Johnson and Todd 1998). However, the study found no impacts on soil carbon, vegetation biomass, species composition, vegetation N or P concentration, soil-bulk density, or soil N because of the whole-tree harvest (Johnson and Todd 1998).

### 3d. White Pine and Red Pine Forests

Pine forests are found in the coastal areas of Maine and New Hampshire and much of central Massachusetts. Pine forests tend to occupy sites with coarse-textured, well-drained soils (Barrett 1980).

Estimates of the volume of down dead wood in Maine's pine forests are 255 ft<sup>3</sup>/ac (18 m<sup>3</sup>/ha) or 1.6 t/ac (3.5 Mg/ha; Heath and Chojnacky 2001). A review of research on DWM in the red pine forests of the Great Lakes area showed that there were 50 t/ac (113 Mg/ha) of DWM in an unmanaged forest at stand initiation and 4.5 t/ac (10 Mg/ha) in a 90-year-old stand (Duvall and Grigal 1999). In comparison, the managed stand Duvall and Grigal (1999) studied had less DWM at both initiation 8.9 t/ac (20 Mg/ha) and at 90 years 2.9 t/ac (6.6 Mg/ha). The same review showed the unmanaged stand had 30 snags/ac (74/ha) while the managed forest had 6.9/ac (17/ha; Duvall and Grigal 1999). Red and white pine that fall to the ground at time of death will become substantially decayed (decay class IV of V) within 60 years (Vanderwel et al. 2006a).

While not a recognized forest type, stands with a mix of oak, other hardwoods, white pine, and hemlock are common. Many of the red oak and white pine stands on sandy outwash sites are susceptible to nutrient losses because of a combination of low-nutrient capital and past nutrient depletion (Hallett and Hornbeck 2000).





#### 4. References

- Alvarez, M. 2007. The State of America's Forests. Society of American Foresters, Bethesda, MD.
- Angermeier, P. I., and J. R. Karr. 1984. Relationships between Woody Debris and Fish Habitat in a Small Warmwater Stream. *Transactions of the American Fisheries Society* 113(6):716-726.
- Åström, M., M. Dynesius, K. Hylander, and C. Nilsson. 2005. Effects of Slash Harvest on Bryophytes and Vascular Plants in Southern Boreal Forest Clear-Cuts. *Journal of Applied Ecology* 42(6):1194-1202.
- Barrett, J. W. 1980. The Northeastern Region. Pages 25-65 in J. W. Barrett, editor. *Regional Silviculture of the United States*. John Wiley and Sons, New York, NY.
- Bate, L. J., T. R. Torgersen, M. J. Wisdom, and E. O. Garton. 2004. Performance of Sampling Methods to Estimate Log Characteristics for Wildlife. *Forest Ecology and Management* 199(1):83-102.
- Bowman, J. C., D. Sleep, G. J. Forbes, and M. Edwards. 2000. The Association of Small Mammals with Coarse Woody Debris at Log and Stand Scales. *Forest Ecology and Management* 129(1-3):119-124.
- Boyle, J. R., J. J. Phillips, and A. R. Ek. 1973. "Whole Tree" Harvesting: Nutrient Budget Evaluation. *Journal of Forestry* 71(12):760-762.
- Bradford, J., P. Weishampel, M.-L. Smith, R. Kolka, R. A. Birdsey, S. V. Ollinger, and M. G. Ryan. 2009. Detrital Carbon Pools in Temperate Forests: Magnitude and Potential for Landscape-Scale Assessment. *Canadian Journal of Forest Research* 39(4): 802-813.
- Brawn, J. D., W. H. Elder, and K. E. Evans. 1982. Winter Foraging by Cavity Nesting Birds in an Oak-Hickory Forest. *Wildlife Society Bulletin* 10(3):271-275.
- Briggs, R. D., J. W. Hornbeck, C. T. Smith, R. C. Lemin, and M. L. McCormack. 2000. Long-Term Effects of Forest Management on Nutrient Cycling in Spruce-Fir Forests. *Forest Ecology and Management* 138(1-3):285-299.
- Brin, A., C. Meredieu, D. Piou, H. Brustel, and H. Jactel. 2008. Changes in Quantitative Patterns of Dead Wood in Maritime Pine Plantations over Time. *Forest Ecology and Management* 256(5):913-921.
- Butts, S. R., and W. C. McComb. 2000. Associations of Forest-Floor Vertebrates with Coarse Woody Debris in Managed Forests of Western Oregon. *The Journal of Wildlife Management* 64(1):95-104.
- Campbell, J. L., C. T. Driscoll, C. Eagar, G. E. Likens, T. G. Siccama, C. E. Johnson, T. J. Fahey, S. P. Hamburg, R. T. Holmes, A. S. Bailey, and D. C. Buso. 2007. Long-Term Trends from Ecosystem Research at the Hubbard Brook Experimental Forest. GTR-NRS-17, U.S. Forest Service, Northern Research Station, Newtown Square, PA.
- Campbell, L. J., and C. P. Laroque. 2007. Decay Progression and Classification in Two Old-Growth Forests in Atlantic Canada. *Forest Ecology and Management* 238(1-3):293-301.
- Carey, A. B., and M. L. Johnson. 1995. Small Mammals in Managed, Naturally Young, and Old-Growth Forests. *Ecological Applications* 5(2):336-352.
- Chojnacky, D. C., R. A. Mickler, L. S. Heath, and C. W. Woodall. 2004. Estimates of Down Woody Materials in Eastern US Forests. *Environmental Management* 33:S44-S55.
- Cogbill, C. V., J. Burk, and G. Motzkin. 2002. The Forests of Presettlement New England, USA: Spatial and Compositional Patterns Based on Town Proprietor Surveys. *Journal of Biogeography* 29(10-11):1279-1304.

- Currie, W. S., and K. J. Nadelhoffer. 2002. The Imprint of Land-Use History: Patterns of Carbon and Nitrogen in Downed Woody Debris at the Harvard Forest. *Ecosystems* 5(5):446-460.
- DeGraaf, R. M., M. Yamasaki, W. B. Leak, and J. W. Lanier. 1992. New England Wildlife: Management Forested Habitats. General Technical Report NE-144, USDA Forest Service, Northeastern Forest Experiment Station, Radnor, PA.
- Duvall, M. D., and D. F. Grigal. 1999. Effects of Timber Harvesting on Coarse Woody Debris in Red Pine Forests across the Great Lakes States, USA. 12(29):1926-1934.
- Evans, A. M. 2008. Synthesis of Knowledge from Woody Biomass Removal Case Studies. The Forest Guild, Santa Fe, NM.
- Evans, A. M., and A. J. Finkral. 2009. From Renewable Energy to Fire Risk Reduction: A Synthesis of Biomass Harvesting and Utilization Case Studies in Us Forests. *Global Change Biology Bioenergy* 1(3):211-219.
- Evans, A. M., and R. T. Perschel. 2009. An Assessment of Biomass Harvesting Guidelines. The Forest Guild, Santa Fe, NM.
- Everett, R. A., and G. M. Ruiz. 1993. Coarse Woody Debris as a Refuge from Predation in Aquatic Communities. *Oecologia* 93(4):475-486.
- Eyre, F. H. 1980. *Forest Cover Types of the United States and Canada*. Society of American Foresters, Bethesda, MD.
- Federer, C. A., J. W. Hornbeck, L. M. Tritton, C. W. Martin, R. S. Pierce, and C. T. Smith. 1989. Long-Term Depletion of Calcium and Other Nutrients in Eastern Us Forests. *Environmental Management* 13(5):593-601.
- Fetherston, K. L., R. J. Naiman, and R. E. Bilby. 1995. Large Woody Debris, Physical Process, and Riparian Forest Development in Montane River Networks of the Pacific Northwest. *Geomorphology* 13(1-4):133-144.
- Flatebo, G., C. R. Foss, and S. K. Pelletier. 1999. Biodiversity in the Forests of Maine: Guidelines for Land Management. University of Maine, Cooperative Extension, Orono, ME.
- Fraver, S., R. G. Wagner, and M. Day. 2002. Dynamics of Coarse Woody Debris Following Gap Harvesting in the Acadian Forest of Central Maine, U.S.A. *Canadian Journal of Forest Research* 32(12):2094-2105.
- Freedman, B., V. Zelazny, D. Beaudette, T. Fleming, G. Johnson, S. Flemming, J. S. Gerrow, G. Forbes, and S. Woodley. 1996. Biodiversity Implications of Changes in the Quantity of Dead Organic Matter in Managed Forests. *Environmental Reviews* 4(3):238-265.
- Ganjugunte, G. K., L. M. Condon, P. W. Clinton, M. R. Davis, and N. Mahieu. 2004. Decomposition and Nutrient Release from Radiata Pine (*Pinus Radiata*) Coarse Woody Debris. *Forest Ecology and Management* 187(2-3):197-211.
- Goodburn, J. M., and C. G. Lorimer. 1998. Cavity Trees and Coarse Woody Debris in Old Growth and Managed Northern Hardwood Forests in Wisconsin and Michigan. *Canadian Journal of Forest Research* 28:427-438.
- Gore, J. A., and W. A. Patterson, III. 1986. Mass of Downed Wood in Northern Hardwood Forests in New Hampshire: Potential Effects of Forest Management. *Canadian Journal of Forest Research* 16(2):335-339.
- Graham, R. L., and K. Cromack Jr. 1982. Mass, Nutrient Content, and Decay Rate of Dead Boles in Rain Forests of Olympic National Park. *Canadian Journal of Forest Research* 12(3):511-521.

- Greenberg, C. H. 2002. Response of White-Footed Mice (*Peromyscus Leucopus*) to Coarse Woody Debris and Microsite Use in Southern Appalachian Treefall Gaps. *Forest Ecology and Management* 164(1-3):57-66.
- Griffith, D. M., and C. L. Alerich. 1996. Forest Statistics for Maine, 1995. RB-NE-135, U.S. Forest Service, Northeastern Research Station, Newtown Square, PA.
- Grigal, D. F. 2000. Effects of Extensive Forest Management on Soil Productivity. *Forest Ecology and Management* 138(1-3):167-185.
- Grigal, D. F. 2004. An Update of Forest Soils. A Technical Paper for a Generic Environmental Impact Statement on Timber Harvesting and Forest Management in Minnesota. Laurentian Energy Agency, Virginia, MN.
- Grisez, T. J. 1960. Slash Helps Protect Seedlings from Deer Browsing. *Journal of Forestry* 58(5):385-387.
- Grove, S. J. 2002. Saproxylic Insect Ecology and the Sustainable Management of Forests. *Annual Review of Ecology and Systematics* 33(1):1-23.
- Gunnarsson, B., K. Nittérus, and P. Wirdenäs. 2004. Effects of Logging Residue Removal on Ground-Active Beetles in Temperate Forests. *Forest Ecology and Management* 201(2-3):229-239.
- Gurnell, A. M., K. J. Gregory, and G. E. Petts. 1995. The Role of Coarse Woody Debris in Forest Aquatic Habitats: Implications for Management. *Aquatic Conservation: Marine and Freshwater Ecosystems* 5(2):143-166.
- Hacker, J. J. 2005. Effects of Logging Residue Removal on Forest Sites: A Literature Review. Resource Analytics and West Central Wisconsin Regional Planning Commission, Eau Claire, WI.
- Hagan, J. M., and S. L. Grove. 1999. Coarse Woody Debris: Humans and Nature Competing for Trees. *Journal of Forestry* 97(1):6-11.
- Hale, C. M., J. Pastor, and K. A. Rusterholz. 1999. Comparison of Structural and Compositional Characteristics in Old-Growth and Mature, Managed Hardwood Forests of Minnesota, U.S.A. *Canadian Journal of Forest Research* 29:1479-1489.
- Hallett, R. A., and J. W. Hornbeck. 2000. Managing Oak and Pine Stands on Outwash Sands: Protecting Plant Nutrients. *Northern Journal of Applied Forestry* 17(2):57-61.
- Harmon, M. E., J. F. Franklin, F. J. Swanson, P. Sollins, S. V. Gregory, J. D. Lattin, N. H. Anderson, S. P. Cline, N. G. Aumen, J. R. Sedell, G. W. Lienkaemper, K. Cromack Jr., and K. W. Cummins. 1986. Ecology of Coarse Woody Debris in Temperate Ecosystems Advances in Ecological Research. Pages 133-302 in A. MacFadyen and E. D. Ford, editors. *Advances in Ecological Research*. Academic Press, London, UK.
- Harvey, A. E., M. F. Jurgensen, M. J. Larsen, and R. T. Graham. 1987. Decaying Organic Materials and Soil Quality in the Inland Northwest: A Management Opportunity. GTR-INT-225, U.S. Forest Service, Intermountain Research Station., Ogden, UT.
- Heath, L. S., and D. C. Chojnacky. 2001. Down Dead Wood Statistics for Maine Timberlands, 1995. RB-NE-150, Forest Service, Northeastern Research Station, Newtown Square, PA.
- Hendrickson, O. Q. 1988. Biomass and Nutrients in Regenerating Woody Vegetation Following Whole-Tree and Conventional Harvest in a Northern Mixed Forest. *Canadian Journal of Forest Research* 18(11):1427-1436.
- Hornbeck, J. W., C. W. Martin, R. S. Pierce, F. H. Bormann, G. E. Likens, and J. S. Eaton. 1986. Clearcutting Northern hardwood forests: Effects on Hydrologic and Nutrient Ion Budgets. *Forest Science* 32:667-686.

- Hornbeck, J. W., C. T. Smith, Q. W. Martin, L. M. Tritton, and R. S. Pierce. 1990. Effects of Intensive Harvesting on Nutrient Capitals of Three Forest Types in New England. *Forest Ecology and Management* 30(1-4):55-64.
- Huntington, T. G. 2005. Assessment of Calcium Status in Maine Forests: Review and Future Projection. *Canadian Journal of Forest Research* 35(5):1109-1121.
- Huntington, T. G., and D. F. Ryan. 1990. Whole-Tree-Harvesting Effects on Soil Nitrogen and Carbon. *Forest Ecology and Management* 31(4):193-204.
- Idol, T. W., R. A. Figler, P. E. Pope, and F. Ponder. 2001. Characterization of Coarse Woody Debris across a 100 Year Chronosequence of Upland Oak-Hickory Forests. *Forest Ecology and Management* 149(1-3):153-161.
- Irland, L. C. 1999. *The Northeast's Changing Forests*. Harvard Forest, Petersham, MA.
- Jia-bing, W., G. De-xin, H. Shi-jie, Z. Mi, and J. Chang-jie. 2005. Ecological Functions of Coarse Woody Debris in Forest Ecosystem. *Journal of Forestry Research* 16(3):247-252.
- Johnson, D. W., and P. S. Curtis. 2001. Effects of Forest Management on Soil C and N Storage: Meta Analysis. *Forest Ecology and Management* 140(2-3):227-238.
- Johnson, D. W., and D. E. Todd, Jr. 1998. Harvesting Effects on Long-Term Changes in Nutrient Pools of Mixed Oak Forest. *Soil Science Society of America Journal* 62(6):1725-1735.
- Kappes, H., M. Jabin, J. Kulfan, P. Zach, and W. Topp. 2009. Spatial Patterns of Litter-Dwelling Taxa in Relation to the Amounts of Coarse Woody Debris in European Temperate Deciduous Forests. *Forest Ecology and Management* 257(4):1255-1260.
- Keeton, W. S. 2006. Managing for Late-Successional/Old-Growth Characteristics in Northern Hardwood-Conifer Forests. *Forest Ecology and Management* 235(1-3):129-142.
- Kelty, M. J., A. W. D'Amato, and P. K. Barten. 2008. Silvicultural and Ecological Considerations of Forest Biomass Harvesting in Massachusetts. Department of Natural Resources Conservation, University of Massachusetts, Amherst, MA.
- Kenefic, L. S., and R. D. Nyland. 2007. Cavity Trees, Snags, and Selection Cutting: A Northern Hardwood Case Study. *Northern Journal of Applied Forestry* 24(3):192-196.
- Kluyver, H. N. 1961. Food Consumption in Relation to Habitat in Breeding Chickadees. *The Auk* 78(4):532-550.
- Kruys, N., and B. G. Jonsson. 1999. Fine Woody Debris Is Important for Species Richness on Logs in Managed Boreal Spruce Forests of Northern Sweden. *Canadian Journal of Forest Research* 29(8):1295-1299.
- Kyle, C. J., and C. Strobeck. 2003. Genetic Homogeneity of Canadian Mainland Marten Populations Underscores the Distinctiveness of Newfoundland Pine Martens (*Martes Americana Atrata*). *Canadian Journal of Zoology* 81(1):57-66.
- Laiho, R., and C. E. Prescott. 2004. Decay and Nutrient Dynamics of Coarse Woody Debris in Northern Coniferous Forests: A Synthesis. *Canadian Journal of Forest Research* 34(4):763-777.
- Lanham, J. D., and D. C. Guynn, Jr. 1996. Influences of Coarse Woody Debris on Birds in Southern Forests. Pages 101-107 in J. W. McMinn and D. A. Crossley, editors. *Biodiversity and coarse woody debris in southern forests: effects on biodiversity*. U.S. Forest Service. GTR-SE-94.
- Loeb, S. C. 1996. The Role of Coarse Woody Debris in the Ecology of Southeastern Mammals. Pages 108-118 in J. W. McMinn and D. A. Crossley, editors. *Biodiversity and coarse woody debris in southern forests: effects on biodiversity*. U.S. Forest Service. GTR-SE-94.

- Lynch, J. A., and E. S. Corbett. 1991. Long-Term Implications of Forest Harvesting on Nutrient Cycling in Central Hardwood Forests. Pages 500-518 in L. H. McCormick and K. W. Gottschalk, editors. *8th Central Hardwood Forest Conference*. GTR-NE-148. U.S. Forest Service, Northeastern Forest Experiment Station, University Park, PA.
- Mahendrappa, M. K., C. M. Pitt, D. G. O. Kingston, and T. Morehouse. 2006. Environmental Impacts of Harvesting White Spruce on Prince Edward Island. *Biomass and Bioenergy* 30(4):363-369.
- Majka, C. G., and D. A. Pollock. 2006. Understanding Saproxylic Beetles: New Records of Tetratomidae, Melandryidae, Synchronidae, and Scaptiidae from the Maritime Provinces of Canada (Coleoptera: Tenebrionoidea). *Zootaxa*(1248):45-68.
- Marcus, W. A., R. A. Marston, C. R. Colvard, and R. D. Gray. 2002. Mapping the Spatial and Temporal Distributions of Woody Debris in Streams of the Greater Yellowstone Ecosystem, USA. *Geomorphology* 44(3-4):323-335.
- Martin, C., J. Hornbeck, G. Likens, and D. Buso. 2000. Impacts of Intensive Harvesting on Hydrology and Nutrient Dynamics of Northern Hardwood Forests. *Canadian Journal of Fisheries and Aquatic Sciences* 57(S2):19-29.
- Mattson, K. G., W. T. Swank, and J. B. Waide. 1987. Decomposition of Woody Debris in a Regenerating, Clear-Cut Forest in the Southern Appalachians. *Canadian Journal of Forest Research* 17(7):712-721.
- McCarthy, B. C., and R. R. Bailey. 1994. Distribution and Abundance of Coarse Woody Debris in a Managed Forest Landscape of the Central Appalachians. *Canadian Journal of Forest Research* 24(7):1317-1329.
- McCay, T. S., and M. J. Komoroski. 2004. Demographic Responses of Shrews to Removal of Coarse Woody Debris in a Managed Pine Forest. *Forest Ecology and Management* 189(1-3):387-395.
- McComb, W. 2003. Ecology of Coarse Woody Debris and Its Role as Habitat for Mammals. Pages 374-404 in Cynthia J. Zabel, Robert F. Anthony, and R. G. Anthony, editors. *Mammal Community Dynamics: Management and Conservation in the Coniferous Forests of Western North America*. Cambridge University Press, Cambridge, UK.
- McGee, G. G. 2001. Stand-Level Effects on the Role of Decaying Logs as Vascular Plant Habitat in Adirondack Northern Hardwood Forests. *The Journal of the Torrey Botanical Society* 128(4):370-380.
- McGee, G. G., D. J. Leopold, and R. D. Nyland. 1999. Structural Characteristics of Old-Growth, Maturing, and Partially Cut Northern Hardwood Forests. *Ecological Applications* 9(4):1316-1329
- McInnis, B. G., and M. R. Roberts. 1994. The Effects of Full-Tree and Tree-Length Harvests on Natural Regeneration. *Northern Journal of Applied Forestry* 11(4):131-137.
- McIver, J. D., and L. Starr. 2001. A Literature Review on the Environmental Effects of Postfire Logging. *Western Journal of Applied Forestry* 16(4):159-168.
- McNab, W. H., D. T. Cleland, J. A. Freeouf, J. Keys, J.E., G. J. Nowacki, and C. A. Carpenter. 2007. Description of Ecological Subregions: Sections of the Conterminous United States. GTR-WO-76B, U.S. Forest Service, Washington, DC.
- Mellina, E., and S. G. Hinch. 2009. Influences of Riparian Logging and in-Stream Large Wood Removal on Pool Habitat and Salmonid Density and Biomass: A Meta-Analysis. *Canadian Journal of Forest Research* 39(7):1280-1301.
- MFRC. 2007. Biomass Harvest Guidelines. Minnesota Forest Resources Council, St. Paul, MN.

- National Climate Data Center. 2008. *US Climate at a Glance*.  
<http://www.ncdc.noaa.gov/oa/climate/research/cag3/cag3.html>, last accessed 10/1/09.
- Nord-Larsen, T. 2002. Stand and Site Productivity Response Following Whole-Tree Harvesting in Early Thinnings of Norway Spruce (*Picea Abies* (L.) Karst.). *Biomass and Bioenergy* 23(1):1-12.
- Nyland, R. D., D. G. Ray, R. D. Yanai, R. D. Briggs, L. Zhang, R. J. Cymbala, and M. J. Twery. 2000. Early Cohort Development Following Even-Aged Reproduction Method Cuttings in New York Northern hardwood forests. *Canadian Journal of Forest Research* 30(1):67-75.
- Olsson, B. A., H. Staaf, H. Lundkvist, J. Bengtsson, and R. Kaj. 1996. Carbon and Nitrogen in Coniferous Forest Soils after Clear-Felling and Harvests of Different Intensity. *Forest Ecology and Management* 82(1-3):19-32.
- Patrick, D. A., J. Hunter, Malcolm L., and A. J. K. Calhoun. 2006. Effects of Experimental Forestry Treatments on a Maine Amphibian Community. *Forest Ecology and Management* 234(1-3):323-332.
- Pierce, R. S., J. W. Hornbeck, W. C. Martin, L. M. Tritton, T. C. Smith, A. C. Federer, and H. W. Yawney. 1993. Whole-Tree Clearcutting in New England: Manager's Guide to Impacts on Soils, Streams, and Regeneration. GTR-NE-172, U.S. Forest Service, Northeastern Forest Experiment Station, Radnor, PA.
- Richardson, J., R. Björheden, P. Hakkila, A. T. Lowe, and C. T. Smith, editors. 2002. *Bioenergy from Sustainable Forestry: Guiding Principles and Practice*. Kluwer Academic Publishers, Hingham, MA.
- Roskoski, J. 1980. Nitrogen Fixation in Hardwood Forests of the Northeastern United States. *Plant and Soil* 54(1):33-44.
- Roskoski, J. P. 1977. *Nitrogen Fixation in Northern hardwood forests*. Yale University, New Haven, CT.
- Sass, G. G. 2009. Coarse Woody Debris in Lakes and Streams. Pages 60-69 in G. E. Likens, editor. *Encyclopedia of Inland Waters*. Academic Press, Oxford.
- Smith, C. Y., M. T. Moroni, and I. G. Warkentin. 2009. Snag Dynamics in Post-Harvest Landscapes of Western Newfoundland Balsam Fir-Dominated Boreal Forests. *Forest Ecology and Management* 258(5):832-839.
- Smith Jr, C. T., M. L. McCormack Jr, J. W. Hornbeck, and C. W. Martin. 1986. Nutrient and Biomass Removals from a Red Spruce - Balsam Fir Whole-Tree Harvest. *Canadian Journal of Forest Research* 16(2):381-388.
- Taylor, A. R., J. R. Wang, and H. Y. H. Chen. 2007. Carbon Storage in a Chronosequence of Red Spruce (*Picea Rubens*) Forests in Central Nova Scotia, Canada. *Canadian Journal of Forest Research* 37(11):2260–2269.
- Tritton, L. M. 1980. *Dead Wood in the Northern Hardwood Forest Ecosystem*. Yale University, New Haven, CT.
- Tritton, L. M., C. W. Martin, J. W. Hornbeck, and R. S. Pierce. 1987. Biomass and Nutrient Removals from Commercial Thinning and Whole-Tree Clearcutting of Central Hardwoods. *Environmental Management* 11(5):659-666.
- Tritton, L. M., and T. G. Siccama. 1990. What Proportion of Standing Trees in Forests of the Northeast Are Dead? *Bulletin of the Torrey Botanical Club* 117(2):163-166.

- Tubbs, C. H., R. M. DeGraaf, M. Yamasaki, and W. M. Healy. 1987. Guide to Wildlife Tree Management in New England Northern hardwood forests. GTR-NE-118, U.S. Forest Service, Northeastern Forest Experiment Station, Broomall, PA.
- Vanderwel, M. C., J. R. Malcolm, and S. M. Smith. 2006a. An Integrated Model for Snag and Downed Woody Debris Decay Class Transitions. *Forest Ecology and Management* 234(1-3):48-59.
- Vanderwel, M. C., J. R. Malcolm, S. M. Smith, and N. Islam. 2006b. Insect Community Composition and Trophic Guild Structure in Decaying Logs from Eastern Canadian Pine-Dominated Forests. *Forest Ecology and Management* 225(1-3):190-199.
- Watmough, S. A., and P. J. Dillon. 2003. Base Cation and Nitrogen Budgets for Seven Forested Catchments in Central Ontario, 1983-1999. *Forest Ecology and Management* 177(1-3):155-177.
- Weaver, J. K., L. S. Kenefic, R. S. Seymour, and J. C. Brissette. 2009. Decaying Wood and Tree Regeneration in the Acadian Forest of Maine, USA. *Forest Ecology and Management* 257(7):1623-1628.
- Westveld, M. 1956. Natural Forest Vegetation Zones of New England. *Journal of Forestry* 54(5):332-338.
- Whiles, M. R., and J. W. Grubaugh. 1996. Importance of Coarse Woody Debris to Southern Forest Herpetofauna. Pages 94-100 in J. W. McMinn and D. A. Crossley, editors. *Biodiversity and coarse woody debris in southern forests: effects on biodiversity*. U.S. Forest Service. GTR-SE-94.
- White Mountain National Forest. 2005. Final Environmental Impact Statement. U.S. Forest Service, Laconia, NH.
- Wilson, B. F., and B. C. McComb. 2005. Dynamics of Dead Wood over 20 Years in a New England Oak Forest. *Canadian Journal of Forest Research* 35:682-692.
- Woodley, S. 2005. Snag and Cavity Tree Retention. Pages 61-64 in M. G. Betts and G. J. Forbes, editors. *Forest Management Guidelines to Protect Native Biodiversity in the Greater Fundy Ecosystem*. New Brunswick Co-operative Fish and Wildlife Research Unit, University of New Brunswick, Fredericton, NB.
- Yanai, R. D., J. D. Blum, S. P. Hamburg, M. A. Arthur, C. A. Nezat, and T. G. Siccama. 2005. New Insights into Calcium Depletion in Northeastern Forests. *Journal of Forestry* 103(1):14-20.
- Yowhan Son. 2001. Non-Symbiotic Nitrogen Fixation in Forest Ecosystems. *Ecological Research* 16(2):183-196.
- Zell, J., G. Kändler, and M. Hanewinkel. 2009. Predicting Constant Decay Rates of Coarse Woody Debris--a Meta-Analysis Approach with a Mixed Model. *Ecological Modelling* 220(7):904-912.